



Hot Pepper™

Hot Pepper™ Ghost

Quick Start Guide

Knowing Your Phone

Headset Jack

Light Sensor

USB Port

Front Camera
Status Indicator

Earpiece

Display

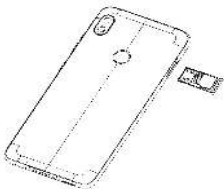
Speaker

Volume Key

Power Key

Rear Camera
Flashlight
Fingerprint
Module

SIM Card Slot



Home Screen



App Icons



Phone | Messages | Browser | Camera

Bottom-Row Icons

Back | Home | Recent Apps

The Basic Applications

Phone Calls

Tap  >  to open the dial pad to make a call.

Messages

Tap  to send and receive text messages.


Internet

Tap  to surf the internet on Google Chrome.


Connect to Wi-Fi

Enter Settings > Network & Internet > Wi-Fi.

Settings

Tap  to configure various phone features and settings.

My Phone Number

Tap  and then tap on System > About phone to find your phone number.

FCC Regulations

This device complies with part 15 of the FCC Rules. Operation is subject to the following two conditions: (1) This device may not cause harmful interference, and (2) this device must accept any interference received, including interference that may cause undesired operation.

CAUTION: Changes or modifications not expressly approved by the manufacturer could void the user's authority to operate the equipment. The antenna(s) used for this transmitter must not be co-located or operating in conjunction with any other antenna or transmitter.

NOTE: This equipment has been tested and found to comply with the limits for a Class B digital device, pursuant to part 15 of the FCC Rules. These limits are designed to provide reasonable protection against harmful interference in a residential installation. This equipment generates, uses and can radiate radio frequency energy and, if not installed and used in accordance with the instructions, may cause harmful interference to radio communications. However, there is no guarantee that interference will not occur in a particular installation. If this equipment does cause harmful interference to radio or television reception, which can be determined by turning the equipment off and on, the user is encouraged to try to correct the interference by one or more of the following measures: 1) Reorient or relocate the receiving antenna. 2) Increase the separation between the equipment and receiver. 3) Connect the equipment into an outlet on a circuit different from that to which the receiver is connected. 4) Consult the dealer or an experienced radio/TV technician for help.

Radio Frequency (RF) Energy

This phone is designed and manufactured not to exceed the emission limits for exposure to radio frequency (RF) energy set by the Federal Communications Commission of the United States.

During SAR(**Specific Absorption Rate**) testing, this device was set to transmit at its highest certified power level in all tested frequency bands, and placed in positions that simulate RF exposure in usage against the head with no separation, and near the body with the separation of 10 mm. Although the SAR is determined at the highest certified power level, the actual SAR level of the device while operating can be well below the maximum value. This is because the phone is designed to operate at multiple power levels so as to use only the power required to reach the network. In general, the closer you are to a wireless base station antenna, the lower the power output.

The exposure standard for wireless devices employing a unit of measurement is known as the Specific Absorption Rate, or SAR. The SAR limit set by the FCC is 1.6 W/kg.

Tests for SAR are conducted using standard operating positions accepted by the FCC with the device transmitting at its highest certified power level in all tested frequency bands.

The FCC has granted an Equipment Authorization for this model phone with all reported SAR levels evaluated as in compliance with the FCC RF exposure guidelines. SAR information on this model phone is on file

with the FCC and can be found under the Display Grant section of <http://www.fcc.gov/oet/fccid> after searching on FCC ID: 2APD4-A81C.

For this device, the highest reported SAR value for usage against the head is 0.686W/kg, for usage near the body is 0.869W/kg, and for simultaneous transmission is 1.034W/kg.

While there may be differences between the SAR levels of various phones and at various positions, they all meet the government requirements.

SAR compliance for body-worn operation is based on a separation distance of 10 mm between the unit and the human body. Carry this device at least 10 mm away from your body to ensure RF exposure level compliant or lower to the reported level. To support body-worn operation, choose the belt clips or holsters, which do not contain metallic components, to maintain a separation of 10 mm between this device and your body.

RF exposure compliance with any body-worn accessory, which contains metal, was not tested and certified, and using such body-worn accessory should be avoided.

HAC Regulations

The EUT was tested and rated under the American National Standard Institute (ANSI) C63.19-2011 **hearing aid compatibility (HAC)** standards. The ANSI standard for hearing aid compatibility contains two types of ratings:

- **M-Ratings:** Rating for less radio frequency interference to enable acoustic coupling with hearing aids.
- **T-Ratings:** Rating for inductive coupling with hearing aids in telecoil mode.

This device complies with the FCC HAC requirements has also been tested E-Field, H-Field and T-Coil, the worst test result of M rating is M4, the T rating is T3.

M-Ratings: Phones rated M3 or M4 meet FCC requirements and are likely to generate less interference to hearing devices than phones that are not rated. M4 is the better/higher of the two ratings. Your device is rated M4.

T-Ratings: Phones rated T3 or T4 meet FCC requirements and are likely to be more usable with a hearing aid's telecoil than phones that are not rated. T4 is the better/higher of the two ratings. Your device is rated T3.

More Information

- General support are available at www.hotpeppermobile.com or
- Call Hot Pepper hotline at 1 (855) 737-7377 (1-855-PEPPERS)