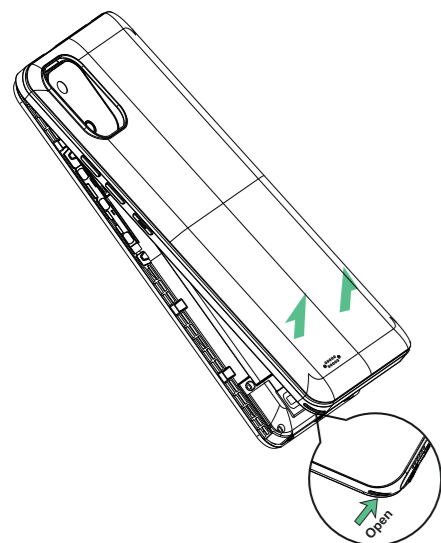
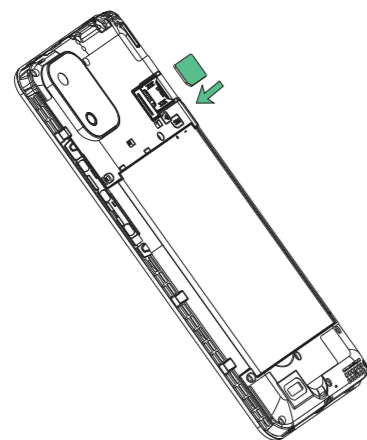


M5503-vortex-ZG55说明书折页



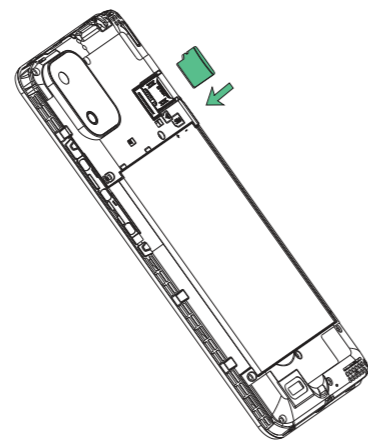
EN Remove battery cover

1



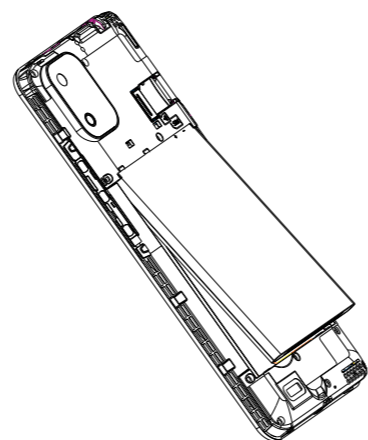
EN Insert SIM card

2



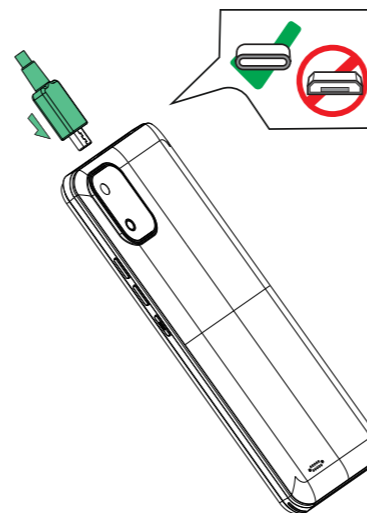
EN Insert Micro SD card

3



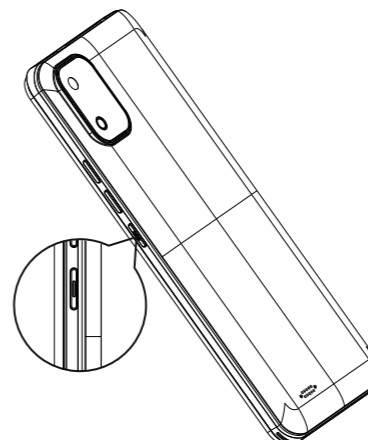
EN Insert battery

4



EN Insert Type-C cable to charge

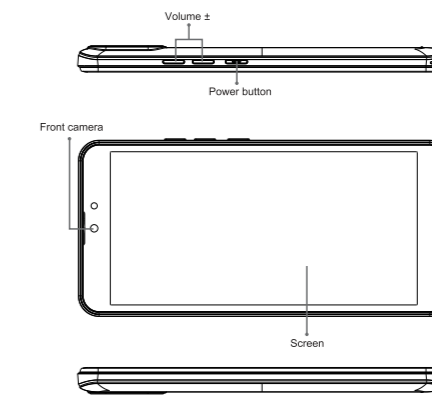
5



EN Power on and run initial setup

6

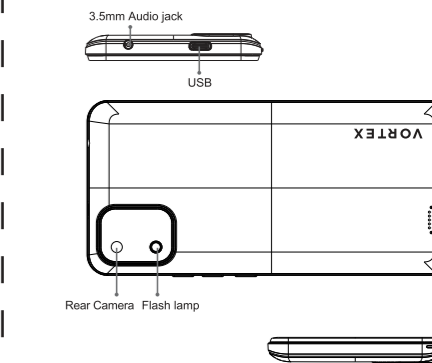
PRODUCT HEX-VISION IMAGE



VOLUME BUTTON:
Short press to adjust the volume or to mute incoming calls.

7

PRODUCT HEX-VISION IMAGE



8

VORTEX
ZG55

MAKE & ANSWER A CALL

- From the Home screen, touch
- Touch to show the dial pad
- Dial a number, then touch to initiate the call. Answer a call. Drag to the right, Decline a call Drag to the left

VOLUME CONTROL WHEN CALLING

Volume key is at the left side of the phone. During a conversation, you can press the volume key to tune the sound volume

SEND A TEXT

- From the Home screen, touch
- Tap Start Chat
- Touch the "To" field, then enter a recipient.
- Touch the Text message field to enter the message content
- Touch Send the message

ADDING EMAIL ACCOUNTS

The first time you open Gmail, you will be prompted to set up an email account. You can configure Gmail or other email account to send and receive email. To add an email account:

- Tap the Gmail icon. In Your account interface, tap Add an email address
- Input email address and password, follow the set up steps to finish add an e-mail account

Multimedia

You can watch video files saved in the phone storage/SD card through the Photos. In the main menu, touch the Photos icon to open the list of files. Touch the video to play.

9

Music

When you copy music to phone storage/SD card, the YT Music searches for music files and builds a catalog of your music, based on information about each file that is stored in the file itself

Main screen

Main screen can be placed on the most commonly used applications, you can also display daily information such as the time, the weather (need third-party applications), date, etc

Wi-Fi

To browse the web, you need switch on Data connection, If there is Wi-Fi around, you can switch on Wi-Fi to use it browse the web. Some may need password

Camera

Your camera pictures and videos can be stored in handset or SD card, you can copy pictures and videos from the handset or SD card to a PC

Notification

Notification icons inform you of new messages and events. When you receive a notification, its icon appears in the status bar, along with a summary that appears only briefly

Photos

You can use Photos to view pictures that you've taken with Camera, downloaded, or copied to your SD card or phone storage. You can perform basic editing tasks on pictures and set them as your wallpaper or contact picture. You can also share your pictures with friends, via email or Messaging, or by uploading them to the Photos and YouTube web sites.

10

SPECIFICATIONS

Model ZG55
OS Powered by Android™13 (Go edition)
CPU Quad Core Processor
RAM 3GB
ROM 32GB
Battery 2500mAh

Display

Screen 5.5"FWVGA+ SCREEN
Resolution 480*960 Pixels
Touch Capacitive multi-touch

Cameras

Front Camera 5MP
Rear Camera 5MP

Connection (I/O)

Band GSM:850/900/1800/1900MHz
WCDMA:824/5
LTE:B2/4/5/12/13/25/26/66/71/B41(H+PUE)
SIM/TF card:nano+TF card
WiFi IEEE802.11 b/g/n
Bluetooth V4.2
GNSS GPS
FM Yes
Earphone Port 3.5mm
USB port Type-C USB

In the box

- 1*Phone
- 1*USB-Type-C Cable
- 1*Power Adapter
- 1*User Manual
- 1*Protective case

11

ANSI C63.19:2019 HAC RF Categories

The ANSI Standard presents performance requirements for acceptable interoperability of hearing with wireless communications devices. When these parameters are met, a hearing aid operates acceptably in close proximity to a wireless communications device.

WD RF audio Interference level categories in logarithmic units

Emission categories	<960MHz Limits for E-field emissions	>960MHz Limits for E-field emissions
M1	50 to 55 dB (V/m)	40 to 45 dB (V/m)
M2	45 to 50 dB (V/m)	35 to 40 dB (V/m)
M3	40 to 45 dB (V/m)	30 to 35 dB (V/m)
M4	< 40 dB (V/m)	< 30 dB (V/m)

HAC Rate Category: M4

ANSI C63.19:2019 HAC T-coil Categories

Category	Telephone parameters WD signal quality [(signal + noise)-to -noise ratio in decibels]
Category T1	0 dB to 10 dB
Category T2	10 dB to 20 dB
Category T3	20 dB to 30 dB
Category T4	> 30 dB

HAC Rate Category: T3

12

FCC Hearing Aid Compatibility (HAC) Regulations for Wireless Devices

The U.S. Federal Communications Commission (FCC) has established requirements for digital wireless mobile devices to be compatible with hearing aids and other assistive hearing devices. When individuals employing some assistive hearing devices (hearing aids and cochlear implants) use wireless mobile devices, they may detect a buzzing, humming, or whining noise. Some hearing devices are more immune than others to this interference noise, and mobile devices also vary in the amount of interference they generate.

The wireless telephone industry has developed a rating system for wireless mobile devices to assist hearing device users find mobile devices that may be compatible with their hearing devices. Not all mobile devices have been rated. Mobile devices that are rated have the rating on their box or a label located on the box. The ratings are not guarantees. Results will vary depending on the user's hearing device and hearing loss. If your hearing device happens to be vulnerable to interference you may not be able to use a rated mobile device successfully. Trying out the mobile device with your hearing device is the best way to evaluate it for your personal needs

13

FCC Warning

15.19 Labeling requirements. This device complies with part 15 of the FCC Rules. Operation is subject to the following two conditions: (1) This device may not cause harmful interference, and (2) this device must accept any interference received, including interference that may cause undesired operation.

15.21 Information to user. Any Changes or modifications not expressly approved by the party responsible for compliance could void the user's authority to operate the equipment.

15.105 Information to the user. Note: This equipment has been tested and found to comply with the limits for a Class B digital device, pursuant to part 15 of the FCC Rules. These limits are designed to provide reasonable protection against harmful interference in a residential installation. This equipment generates uses and can radiate radio frequency energy and, if not installed and used in accordance with the instructions, may cause harmful interference to radio communications. However, there is no guarantee that interference will not occur in a particular installation. If this equipment does cause harmful interference to radio or television reception, which can be determined by turning the equipment off and on, the user is encouraged to try to correct the interference by one or more of the following measures:

- Reorient or relocate the receiving antenna.
- Increase the separation between the equipment and receiver.
- Connect the equipment into an outlet on a circuit different from that to which the receiver is connected.
- Consult the dealer or an experienced radio/TV technician for help.

Absorption Rate (SAR) information: This device meets the government's requirements. This device meets the government's requirements for exposure to radio waves. The guidelines are based on standards that were developed by independent scientific organizations through periodic and thorough evaluation of scientific studies. The standards include a substantial safety margin designed to assure the safety of all persons regardless of age or health.

FCC RF Exposure Information and Statement. The SAR limit of USA (FCC) is 1.6 W/kg averaged over one gram of tissue. This device was tested for typical body-worn operations with the back of the device kept 10mm from the body. To maintain compliance with FCC RF exposure requirements, use accessories that maintain an appropriate separation distance between the user's body and the back of the device. The use of belt clips, holsters and similar accessories should not contain metallic components in its assembly. The use of accessories that do not satisfy these requirements may not comply with FCC RF exposure requirements, and should be avoided. Use only the supplied or an approved antenna.

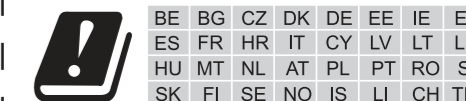
14

Safety Statement

Pour un fonctionnement porté sur le corps, ce modèle de téléphone a été testé et répond aux directives d'exposition RF FCC/ISED/CEC lorsqu'il est utilisé avec un accessoire conçu pour ce produit ou lorsqu'il est utilisé avec un accessoire qui ne contient pas de métal et qui positionne le combiné à au moins 10 mm du corps. Le non-respect des restrictions ci-dessus peut entraîner une violation des directives d'exposition au RF.

For body-worn operation, this device has been tested and meets the FCC/ISED/CEC RF exposure guidelines when used with a leather case. The users must use this leather case. Use of other leather case may not ensure compliance with FCC/ISED/CEC RF exposure guidelines.

Pour un fonctionnement porté sur le corps, cet appareil a été testé et répond aux directives d'exposition au RF de la FCC/ISED/CEC lorsqu'il est utilisé avec un étui en cuir. Les utilisateurs doivent utiliser cet étui en cuir. L'utilisation d'un autre étui en cuir peut ne pas garantir la conformité aux directives d'exposition au RF de la FCC/ISED/CEC.



In all EU member states, operation of 5150-5250 MHz is restricted to indoor use only.

Android is a trademark of Google LLC
Made in China

VORTEX